

STEP INSIDE YOUR FUTURE ELEVATOR. BEFORE YOU DECIDE.



Choosing a home elevator is a meaningful decision. Seeing how it fits your space matters.

PVE's Augmented Reality lets you place a life-size vacuum elevator model in your home using your phone or tablet. Explore the details. Decide with confidence.

SEE A FULL-SCALE ELEVATOR IN YOUR HOME.

See the Fit:

Visualize exactly how the elevator fits in your home. Easily adjust its placement.

Experience the Interior:

Walk inside your elevator using your phone. Look up, down, and around to feel the space.

Explore the Details:

Get up close. Compare models and color options to match your home.



EXPERIENCE IT AT HOME IN JUST A FEW STEPS:

Step 01: Quick Setup

Scan the **QR code** to install the free **Augment app** on your phone or tablet. Available on the Apple App Store and Google Play.



Apple
App Store



Google
Play Store

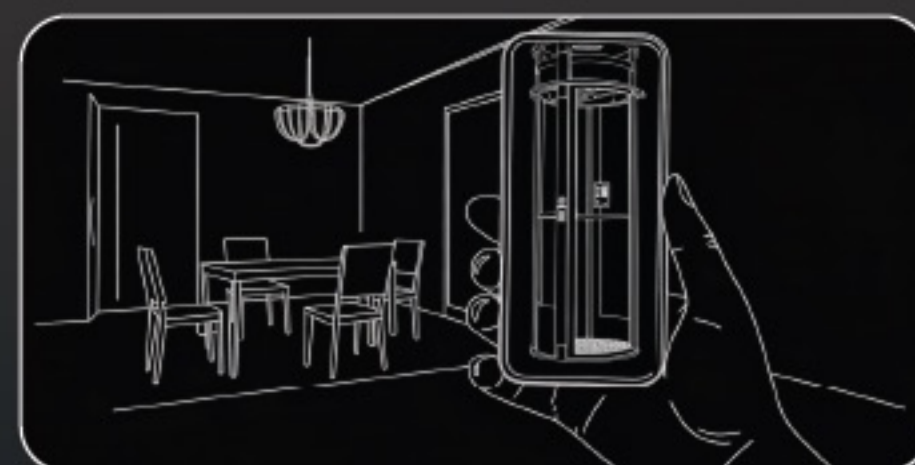
Step 02: Pick & Scan

Flip this page over and **use your device's camera** to scan the QR code for the model and color you want to view.



Step 03: Place & Explore

Point your phone **at the spot** where you want the elevator. **Tap to place it**, then walk around and adjust it in your space.





Learn More:


www.pelifts.com

VACUUM ELEVATOR MODELS


Make sure you have the
Augment App installed first.




2 Passengers (Square Design) 




○ White




● Black






● Beige




Augment App 




 1 Passenger (Compact Footprint) 




○ White




● Black





● Taupe




○ Light Gray/
Silver




● Dark Gray


 2 Passengers (Most Popular) 




○ White




● Black






● Taupe




○ Light Gray/
Silver




● Dark Gray


 3 Passengers (Wheelchair Accessible*)  or 




○ White




● Black



● Taupe



○ Light Gray/
Silver



● Dark Gray



Visual representations, including AR renderings, are for display purposes only and do not represent the final product. Color, powder-coated finish, and final product details may differ from those shown.

Love what you see?
Let's make it real.

Schedule your free in-home
consultation today.

Contact:



*The PVE52 is not ADA compliant. Due to its space-saving design, not all wheelchairs may fit inside the cabin. Contact a PVE Authorized Distributor to confirm your wheelchair sizes feasibility.